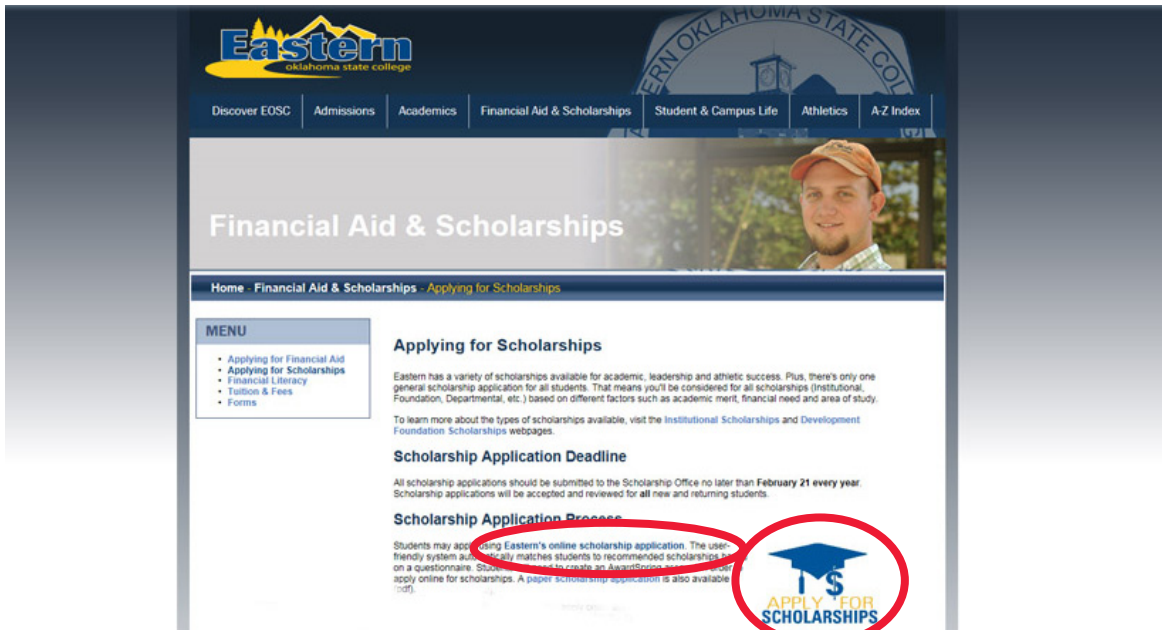
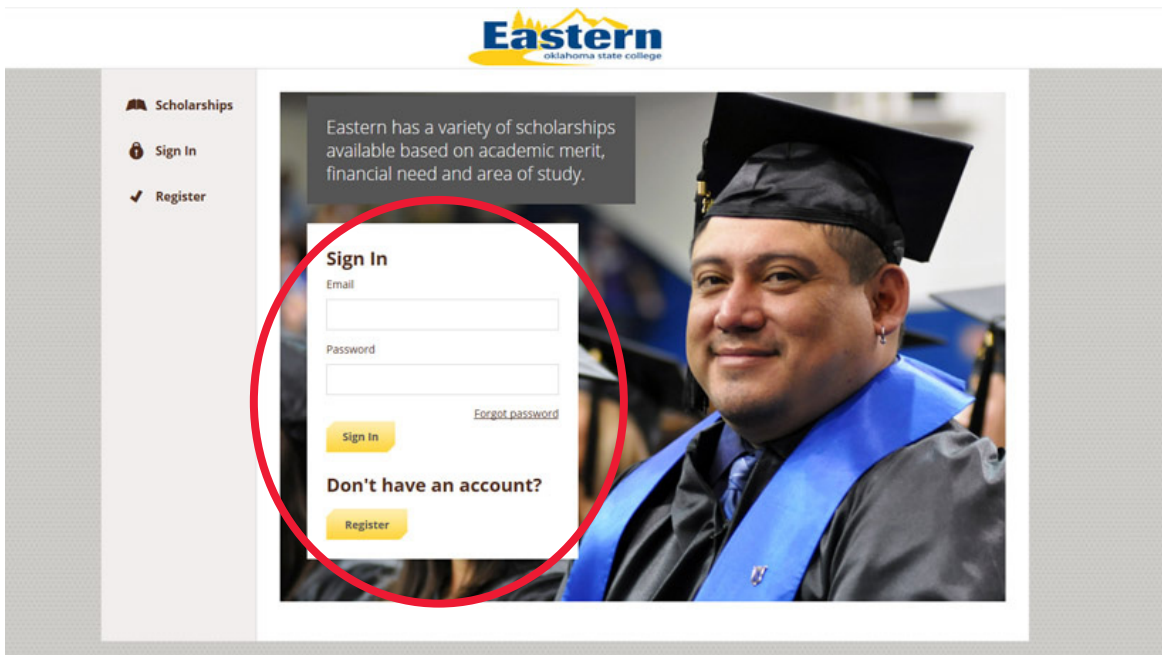


HOW TO APPLY FOR SCHOLARSHIPS IN AWARDSPRING

1) Go to <http://eosc.edu/scholarships> to find the link “Eastern’s online scholarship application” or click “Apply for Scholarships.”



2) First-time users will “Register” for an account, returning users will simply “Sign In.”



3) To register for an account:

Eastern
oklahoma state college

Register Already have an account? [Sign in](#)

Email

First Name

Last Name

Password

Confirm Password

I agree to the Terms of Use and Privacy Policy at the bottom of this page.

Create Account

By selecting "Create Account", you are agreeing to [Terms of Use](#)

- 1) Fill in your email address
- 2) List your first name
- 3) List your last name
- 4) Create a >6 character password
Must meet 3 of following 4 criteria:
 - 1 uppercase letter
 - 1 lowercase letter
 - 1 number
 - 1 special character (!, @, #, \$, etc.)
- 5) Read, then agree to the Terms of Use and Privacy Policy by checking the box
- 6) Click "Create Account"

4) This is the Dashboard. It will tell you the status of your application as you complete it. Click "Start Application" to begin.

Eastern
oklahoma state college

Dashboard

Scholarships

Application

Application

0% COMPLETE

Start Application

1 Item requiring completion

Scholarships closing in **26** days

5) Complete each section of the application, beginning with your “General Information.”

The screenshot shows the 'Application' page for Eastern Oklahoma State University. The left sidebar contains navigation links: Dashboard, Scholarships, and Application (highlighted). The main content area is titled 'Application' and includes a sub-section 'General Information'. Below this are several tabs: Academic Information, Financial Information, Qualification Questions, Recommendation Letters, and Application Completion. The 'General Information' section contains the following fields and questions:

- Do you live in one of these Oklahoma counties: (Dropdown menu)
- Gender: (Radio buttons for Female, Male, Other, Prefer Not to Identify)
- Have you applied for admission to Eastern?: (Radio buttons for Yes, No)
- Student I.D. #: (Optional, 7 words left, Text input field)
- Date of Birth: (Date picker)
- Phone Number: (Text input field)
- Address (please use your permanent address): (Text input field)
- City: (Text input field)
- Zip Code: (Text input field)
- Are you a U.S. citizen?: (Radio buttons for Yes, No)
- Country: (Dropdown menu)
- Are you a registered Native American tribe member?: (Radio buttons for Yes, No)

At the bottom of the form, there are three buttons: 'Previous Step', 'Next Step' (circled in red), and 'Submit Application'.

6) Click “Next Step” to proceed to the next section.

7) Complete the “Academic Information” section of the application.

NOTES:

- 1) Incoming freshmen, first-time students and transfer students have the option of uploading official ACT or SAT score results.
- 2) You will be prompted to upload or write an essay on why you would like to attend Eastern and how you will benefit from a scholarship.
- 3) You will be required to upload your unofficial college or high school transcript that should include your class rank (__ out of __).
- 4) You will also be prompted to upload your resume, or write out all activities, offices held, community service projects, honors received, etc.

The image shows a screenshot of the Eastern University application portal. The page is titled "Application" and has a sidebar with navigation options: "Dashboard", "Scholarships", and "Application". The main content area is divided into several sections, each with a red circle highlighting a specific part:

- General Information:** A red circle highlights the text: "Please upload official ACT or SAT score results if you are an incoming freshman, first-time student or transfer student. (Optional)".
- Academic Information:** A red circle highlights the "Upload File" button.
- Financial Information:** A red circle highlights the text: "Tell us why you would like to attend Eastern and how you will benefit from a scholarship." Below this are radio button options: "I have an essay I would like to upload" and "I need to write an essay".
- Qualification Questions:** A red circle highlights the text: "Please upload your unofficial college or high school transcript." Below this is the "Upload File" button.
- Application Completion:** A red circle highlights the "Next Step" button at the bottom of the page.

8) Click “Next Step” to proceed to the next section.

9) Complete the “Financial Information” section of the application.

The screenshot shows the 'Application' page for Eastern University. The left sidebar contains 'Dashboard', 'Scholarships', and 'Application'. The main content area has a navigation menu with 'General Information', 'Academic Information', 'Financial Information', 'Qualification Questions', 'Recommendation Letters', and 'Application Completion'. The 'Financial Information' section is highlighted with a red circle. It contains the following text: 'What is the expected family contribution to your college education? The Expected Family Contribution (EFC) is a measure of your family's financial strength and is calculated according to a formula established by law. Your EFC can be found on page 1 of your student aid report that you receive after completing your FAFSA.' Below this is a text input field with a character count '10 word(s) left'. Further down are radio button options: 'Are you an international student?' with 'Yes' and 'No' options, and 'Have you applied for any of the following:' with checkboxes for 'Vocational Rehab', 'Oklahoma Promise', 'VA Benefits', 'Tribal Grants', and 'No, I have not applied for any of those listed.' At the bottom, there are three buttons: 'Previous Step', 'Next Step' (highlighted with a red circle), and 'Submit Application'.

NOTES: Non-International Students: you will be asked to provide your Expected Family Contribution (EFC), and to upload a copy of your Student Aid Report (SAR). Both are available after completing your FAFSA application. These are not required for completion of this application, but will increase your chances of receiving a scholarship.

If you have not completed your FAFSA application, type “Have not submitted” when asked for your EFC, and select “No” when asked if you have submitted your FAFSA.

10) Click “Next Step” to proceed to the next section.

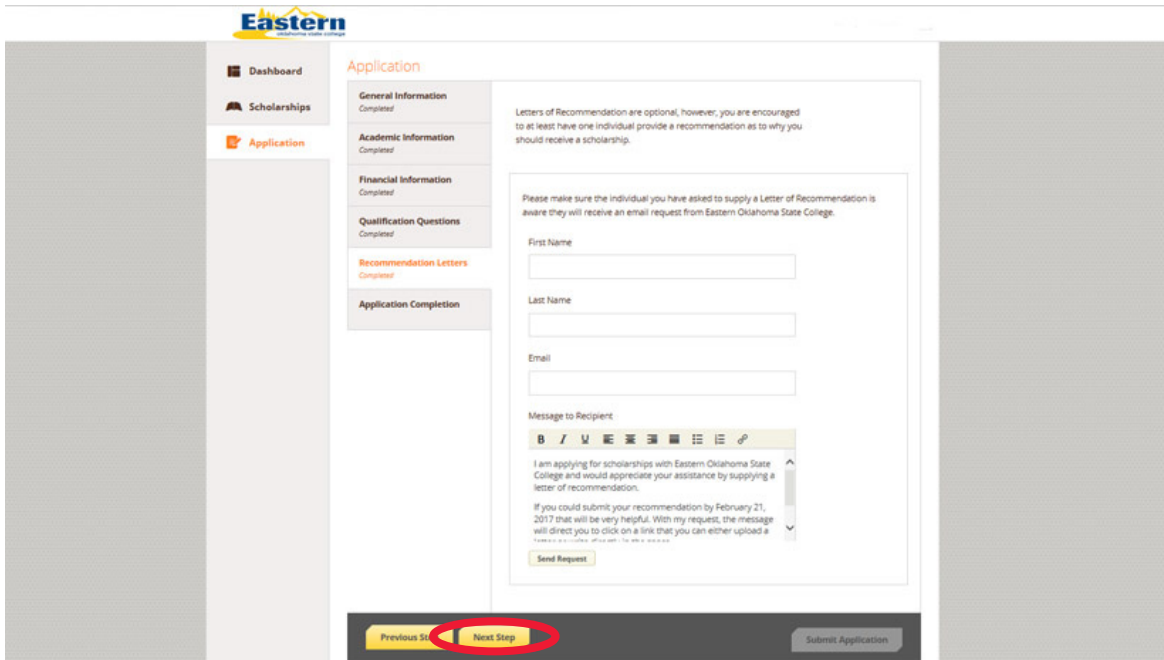
11) Complete the “Qualifications Questions” section of the form.

The screenshot shows the 'Application' page for Eastern University, specifically the 'Qualification Questions' section. The left sidebar is the same as in the previous screenshot. The main content area has a navigation menu with 'General Information', 'Academic Information', 'Financial Information', 'Letters of Recommendation', 'Qualification Questions', and 'Application Completion'. The 'Qualification Questions' section is highlighted with a red circle. It contains the following questions and options: 'Are you an employee (or spouse/partner of employee) of Franklin Electric?' with 'Yes' and 'No' radio buttons; 'Do you participate on the Livestock Judging Team?' with 'Yes' and 'No' radio buttons; 'Do you participate on the Soils Judging Team?' with 'Yes' and 'No' radio buttons; 'Are you an FFA/Panola Graduate?' with 'Yes' and 'No' radio buttons; 'Are you a collegiate athlete?' with 'Yes' and 'No' radio buttons; 'Are you a member of any of the following? (Please select all that apply)' with a dropdown menu; 'Are you a member of (or are you joining) Eastern's Phi Beta Lambda chapter?' with 'Yes' and 'No' radio buttons; 'Have you participated in at least 2 previous theatrical productions?' with 'Yes' and 'No' radio buttons; 'Are you an active member of a local Southern Baptist Church?' with 'Yes' and 'No' radio buttons; 'Are you a member of Kiamichi Electrical Coop Inc.?' with 'Yes' and 'No' radio buttons; 'How many credit hours have you completed so far?' with a text input field; and 'Have you taken (or are you enrolled in) Speech 1113?' with 'Yes' and 'No' radio buttons. At the bottom, there are three buttons: 'Previous Step', 'Next Step' (highlighted with a red circle), and 'Submit Application'.

12) Click “Next Step” to proceed to the next section.

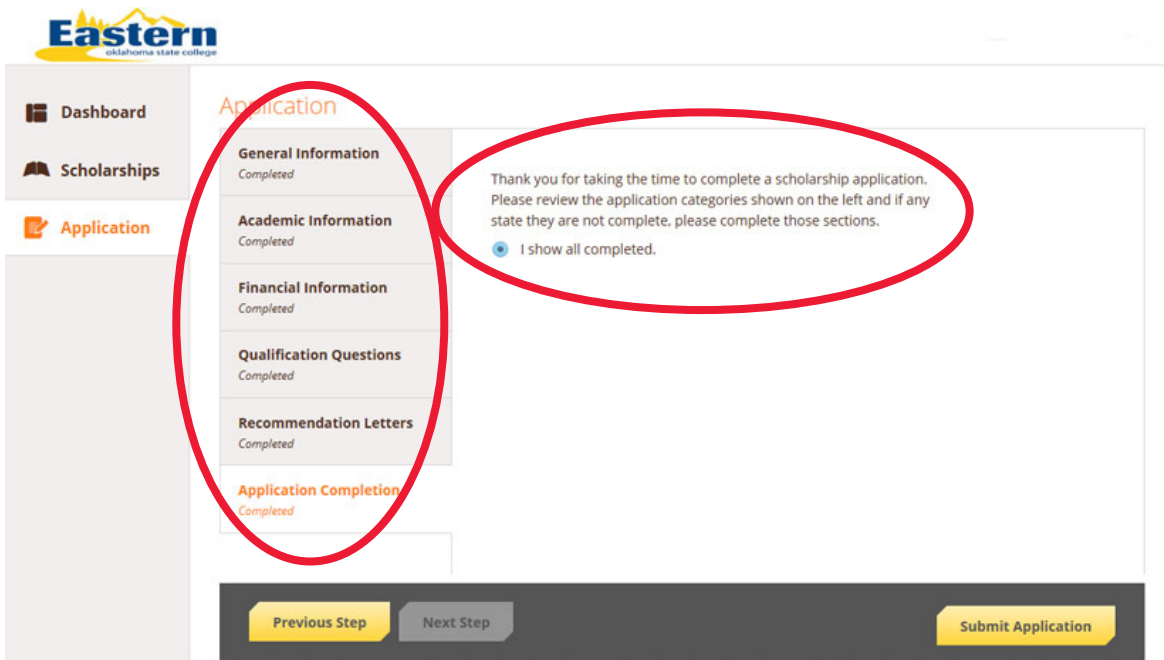
13) Letters of Recommendation are optional, however you are encouraged to have at least one individual provide a recommendation as to why you should receive a scholarship.

This section of the application enables you to request letters of recommendation by email. Please ensure the person you are contacting is expecting this request; their recommendation must also be returned by the Feb. 21 application deadline.



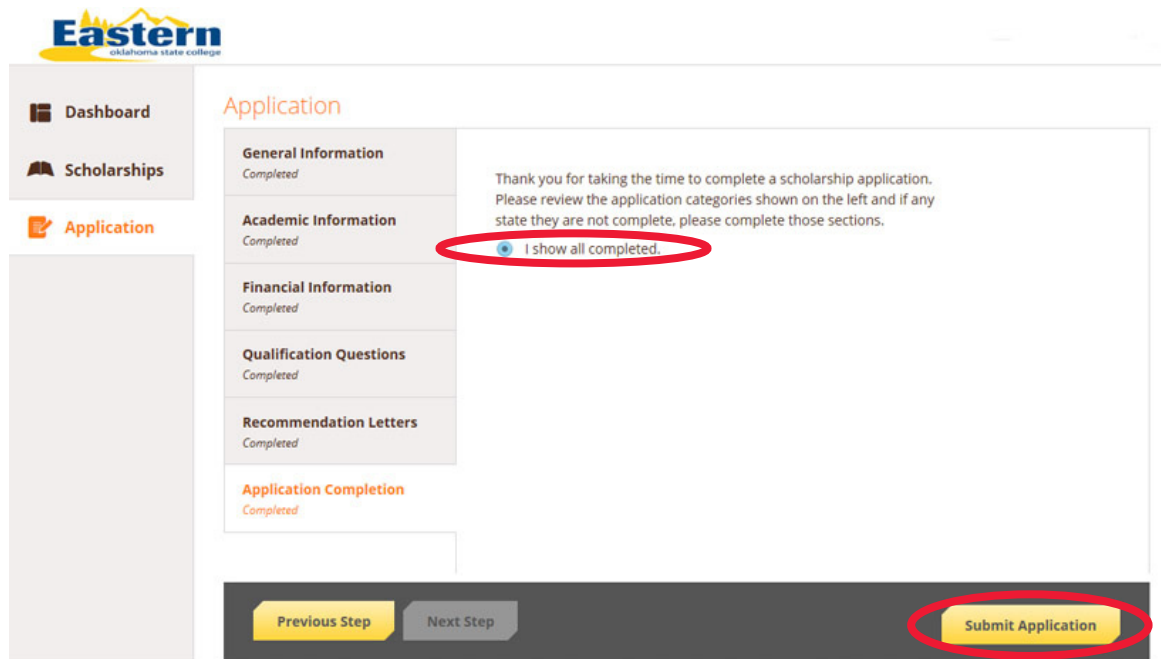
14) Click "Next Step" to proceed to the next section

15) All sections of the form should say "Completed". Select "I show all completed".



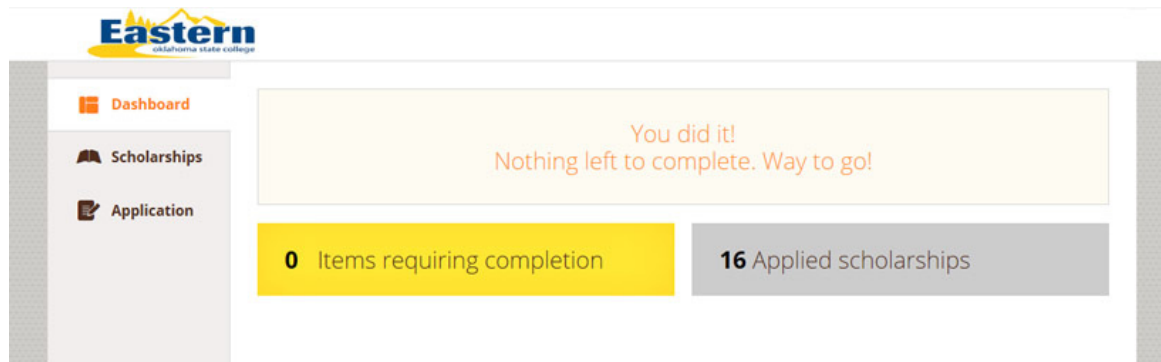
16) Once “I show all completed” has been selected “Submit Application” turns yellow and is now clickable.

NOTE: You can choose to come back later to complete your application, prior to the Feb. 21 deadline.

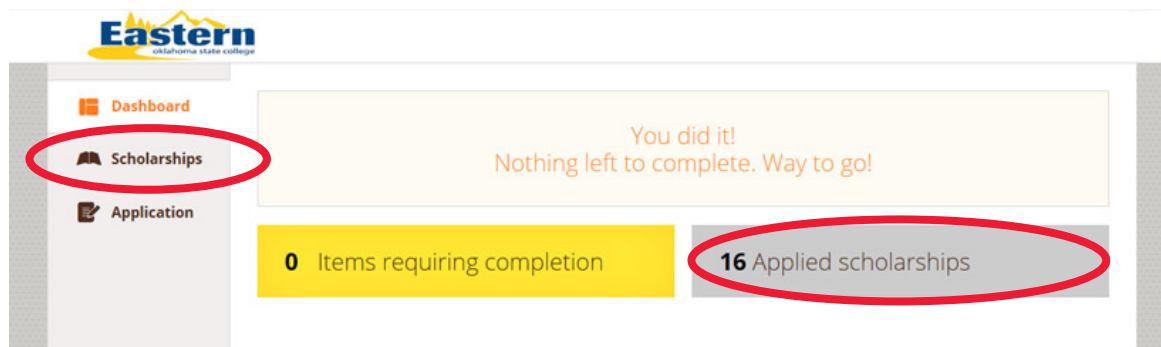


17) Once you have successfully submitted your scholarship application, this screen will appear.

NOTE: The number of “Applied Scholarships” will vary from student to student.

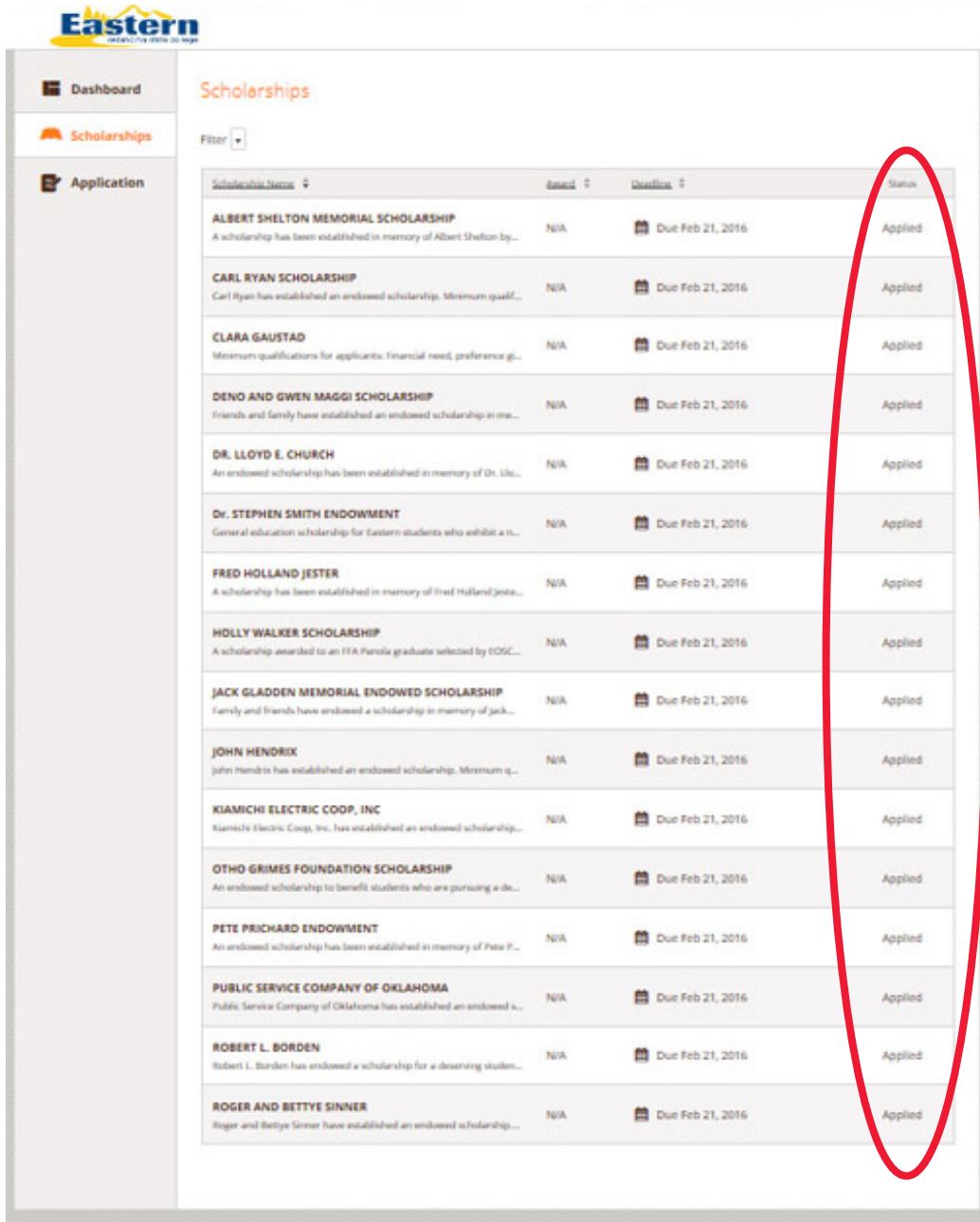


18) Clicking the “Scholarships” tab on the left, or your number of “Applied Scholarships” will display the scholarships you are eligible to receive.



19) The scholarships you are eligible to receive are listed here immediately. Once awarded, the “Status” of that particular scholarship will change from “Applied” to “Awarded.”

NOTE: The displayed selection of scholarships is specific to this tutorial, and in no way reflects the actual scholarships you will be eligible for.



The screenshot shows the Eastern University Scholarships page. The page has a sidebar with navigation options: Dashboard, Scholarships, and Application. The main content area is titled 'Scholarships' and includes a 'Filter' dropdown. Below the filter is a table of scholarships. The table has four columns: Scholarship Name, Award, Deadline, and Status. All 15 scholarships listed have a status of 'Applied'. A red oval highlights the 'Status' column.

Scholarship Name	Award	Deadline	Status
ALBERT SHELTON MEMORIAL SCHOLARSHIP A scholarship has been established in memory of Albert Shelton by...	N/A	Due Feb 21, 2016	Applied
CARL RYAN SCHOLARSHIP Carl Ryan has established an endowed scholarship. Minimum qualif...	N/A	Due Feb 21, 2016	Applied
CLARA GAUSTAD Minimum qualifications for applicants: Financial need, preference gi...	N/A	Due Feb 21, 2016	Applied
DENO AND GWEN MAGGI SCHOLARSHIP Friends and family have established an endowed scholarship in me...	N/A	Due Feb 21, 2016	Applied
DR. LLOYD E. CHURCH An endowed scholarship has been established in memory of Dr. Llo...	N/A	Due Feb 21, 2016	Applied
DR. STEPHEN SMITH ENDOWMENT General education scholarship for Eastern students who exhibit a h...	N/A	Due Feb 21, 2016	Applied
FRED HOLLAND JESTER A scholarship has been established in memory of Fred Holland Jeste...	N/A	Due Feb 21, 2016	Applied
HOLLY WALKER SCHOLARSHIP A scholarship awarded to an ITA Panola graduate selected by EOSC...	N/A	Due Feb 21, 2016	Applied
JACK GLADDEN MEMORIAL ENDOWED SCHOLARSHIP Family and friends have endowed a scholarship in memory of jack...	N/A	Due Feb 21, 2016	Applied
JOHN HENDRIX John Hendrix has established an endowed scholarship. Minimum q...	N/A	Due Feb 21, 2016	Applied
KIAMICHI ELECTRIC COOP, INC Kiamichi Electric Coop, Inc. has established an endowed scholarship...	N/A	Due Feb 21, 2016	Applied
OTHO GRIMES FOUNDATION SCHOLARSHIP An endowed scholarship to benefit students who are pursuing a de...	N/A	Due Feb 21, 2016	Applied
PETE PRICHARD ENDOWMENT An endowed scholarship has been established in memory of Pete P...	N/A	Due Feb 21, 2016	Applied
PUBLIC SERVICE COMPANY OF OKLAHOMA Public Service Company of Oklahoma has established an endowed s...	N/A	Due Feb 21, 2016	Applied
ROBERT L. BORDEN Robert L. Borden has endowed a scholarship for a deserving studen...	N/A	Due Feb 21, 2016	Applied
ROGER AND BETTYE SINNER Roger and Bettye Sinner have established an endowed scholarship...	N/A	Due Feb 21, 2016	Applied

20) Sections left “In Progress” can be completed at a later date, all other progress will be saved. Also, log back in at a later date to check the “Status” of your scholarships. You will be informed if you are awarded by regular mail as well.